

# *CUSTOM VANITY/SHAVING CABINET QUOTE FORM*

*VANITY co.*

Thank you for choosing Vanity Co. to quote your custom vanity/shaving cabinet! Please fill out all details below, add plans or a sketch of your dream vanity/shaving cabinet. Please send the form back to [sales@vanityco.com.au](mailto:sales@vanityco.com.au) along with sketches or plans and we will attend to your quote ASAP! Once the quote is accepted Vanity Co. we will provide shop drawings for your approval.





VANITY *co.*

**CUSTOMER DETAILS:**

Name:

Phone Number:

Email:

Delivery or Pick up from Sydney Warehouse (3/465 Victoria Street Wetherill Park):

Delivery Address:



CUSTOMER DETAILS:

Vanity Range:

Other:

Width:

Height:

Depth:

Internal carcass and drawer colour:

Other:

Door type (cabinet style. Refer to the schedule below):

Other:

Door colour:

Other:

Leg (Only applicable with Firenze, Trieste, and Milano):

Leg colour: (Only applicable with Firenze, Trieste, and Milano):

Other:

Handles:

Other:

Corian Benchtop Colour (12mm thick):

Other:

Corian basin or your basin:

Other:

Topmount or under-mount basin:

Other:

Number of basins:

Placement of basins (refer to the schedule below):

Other:

Number of tap holes (refer to the schedule below):

Waste (only applicable if selecting our Corian basins. Refer to the schedule below):



SHAVING CABINET DETAILS:

Shaving Cabinet Range:

Other:

Width:

Height:

Depth:

Internal Carcass (can match door colour and material):

Other:

Door colour:

Other:

Door handle:

Other:

Mirror (attached to the face of door):

Other:

## *RANGES AND FINISHES SCHEDULE*



*VANITY co.*

Please find below all our finishes that we use for our Vanity Co. ranges. Being a custom vanity our clients are more than welcome to provide their own finishes. Please ensure that you provide us with as many details as you can when using your own finishes for an accurate quote. Please note that Vanity Co. does not deal with any type of stone benchtops. This will need to be sourced by the client. Vanity Co. has partnered with Hafele Australia for our drawer and hinge hardware. We use Grass Nova Pro Scala draws and Grass Tiomis soft closing hinges. This cannot be changed as we have an agreement with Hafele Australia.

## VANTIY RANGES



## SHAVING CABINET RANGES



Long Shaving Cabinet




Pill Shaving Cabinet

## DOOR TYPE (CABINET STYLE)




## NAVURBAN AND NAVURBAN DIAMOND COLOUR'S (FLATPANEL ONLY)



# POLYURETHANE DOOR COLOURS

## DOOR COLOURS - DULUX






















## LEG COLOURS (ONLY APPLICABLE WITH FIRENZA, TRIESTE, AND MILANO)






# HANDLES

Kintore Pull 12.5cm – Black	Kintore Pull 12.5cm – Brass	Kintore Pull 12.5cm – Bronze	Kintore Pull 12.5cm – Nickel
			
Kintore Pull 12.5cm – White	Carlisle Pull 7.6cm – Black	Carlisle Pull 7.6cm – Brass	Carlisle Pull 7.6cm – Nickel
			
Carlisle Pull 7.6cm – White	T-Plate 5.8cm – Black	T-Plate 5.8cm – Brass	T-Plate 5.8cm – Nickel
			
Luna Pull 7.5cm – Black	Luna Pull 7.5cm – Brass	Luna Pull 7.5cm – Bronze	Luna Pull 7.5cm – Nickel
			
Luna Pull 7.5cm – White	Aver Pull 15cm – Black	Aver Pull 15cm – Brass	
			

## CORIAN BENCHTOP COLOUR'S



## CORIAN UNDER MOUNT AND TOP MOUNT BASIN'S

CORIAN UNDERMOUNT BASIN OPTIONS - offered in Glacier White

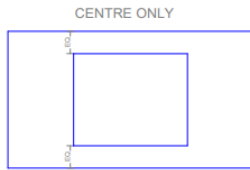


CORIAN TOP MOUNT BASIN OPTION - offered in Glacier White & Deep Nocturne

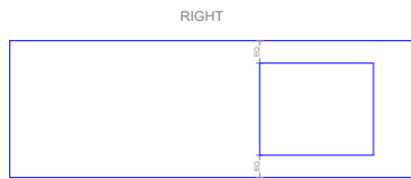
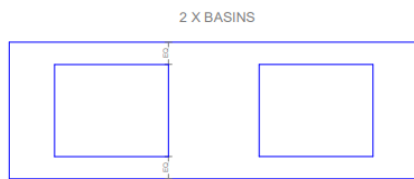
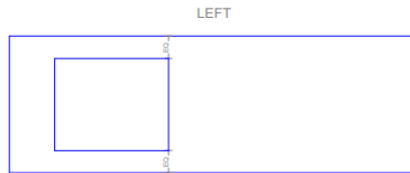
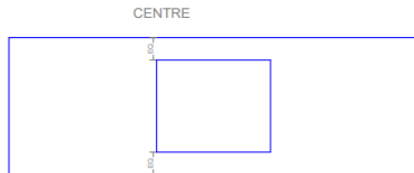


# PLACEMENT OF BASINS

PLACEMENT 600, 700, 900 AND 1200 LINE DRAWINGS



PLACEMENT 1500 AND 1800 LINE DRAWINGS




# NUMBER OF TAP HOLES

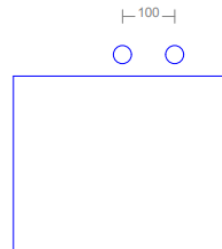
NO TAP HOLE



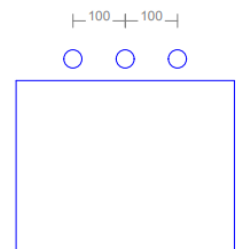
1 TAP HOLE



2 TAP HOLE



3 TAP HOLE



# WASTE OPTIONS



Standard Waste



Stainless steel pop up waste



Corian® pop up waste